



# RG 59/U-4 Cu/Al HFFR



## KULLANIM ALANLARI

-Bina içi CATV, CCTV sistemlerinde dağıtım kablosu ve düşük zayıflama istenen uydu sistemlerinde bağlantı kablosu olarak kullanılır.  
-Yapısı itibarıyla alev geciktirici özelliğe sahip bu kablolar insanların yoğun olduğu (alışveriş merkezleri, oteller vb.) ortamlarda, yangın esnasında ortaya çıkan duman ve korozif gazların insan sağlığını tehdit etmemesi istenilen yerlerde kullanılır.

## KABLO YAPISI

1-İletken	0,80mm Ø Elektrolitik Bakır
2-Yalıtkan	3,70mm Ø Fiziksel Köpük PE
3-1.Ekran	Al-Pes Bant (100% Kapama)
4-2.Ekran	Alüminyum Örgü
5-Kılıf	5,80mm Ø HFFR Kompaund Siyah ya da Gri
6-Toplam Ağırlık	35kg/km
7-Standart Uzunluk	100/500/1000/2000m

## APPLICATION

-It is used as a distribution cable for indoor CATV, CCTV systems and as a connection cable for satellite systems where lower attenuation is required.  
-These cables which have flame retardant characteristics by their design are used in places where people are densely populated (such as shopping centers, hotels etc.) and in places where no smoke and corrosive gases required which emitted by fire that threatens human health.

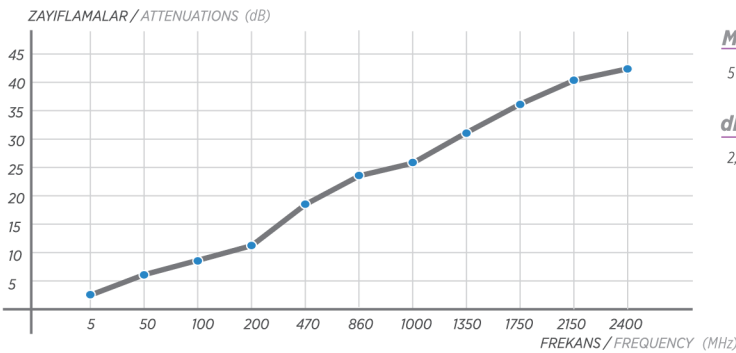
## CONSTRUCTION

1-Conductor	0,80mm Ø Electrolytic Copper
2-Insulation	3,70mm Ø Physical Foam PE
3-1.Screen	Al-Pes Tape (100% Coverage)
4-2.Screen	Aluminium Braid
5-Sheath	5,80mm Ø HFFR Compound Black or Grey
6-Total Weight	35kg/km
7-Standard Length	100/500/1000/2000m

## TEKNİK ÖZELLİKLER TECHNICAL CHARACTERISTICS

YALITIM DİRENCİ INSULATION RESISTANCE	EFEKTİF KAPASİTE MUTUAL CAPACITANCE	YAYILMA HIZI VELOCITY OF PROPAGATION	ÇALIŞMA VOLTAJİ OPERATING VOLTAGE	TEST VOLTAJİ TEST VOLTAGE	BÜKÜLME YARIÇAPI BENDING RADIUS	ÇALIŞMA SICAKLIĞI TEMPERATURE RANGE	EMPEDANS IMPEDANCE
>2000M $\Omega$ xkm	53 $\pm$ 2pF/m	82%	1,1kV	2,5kV	15x Cable Ø	-40°C - +70°C	75 $\pm$ 3 $\Omega$
ALEV GECİKTİRİCİLİK TESTİ FLAME RETARDANT TEST	DUMAN YOĞUNLUĞU TESTİ SMOKE DENSITY TEST	KOROZİF GAZ TESTİ TEST ON CORROSIVENESS OF COMBUSTION GASES	HALOJENSİZLİK TESTİ HALOGEN FREE TEST	ALEV YAYILIMI TESTİ FLAME PROPAGATION TEST			
IEC 60332-1-2	IEC 61034-2	IEC 60754-2	IEC 60754-1	IEC 60332-3-25			

## ELEKTRİKSEL ÖZELLİKLER ELECTRICAL CHARACTERISTICS



## ZAYIFLAMALAR (20°C) ATTENUATIONS (20°C)

MHz	5	200	400	800	1000	2150	2400	3000
<b>dB/100m</b>	2,85	12,3	17,2	24,3	28,1	40,1	45	48,2